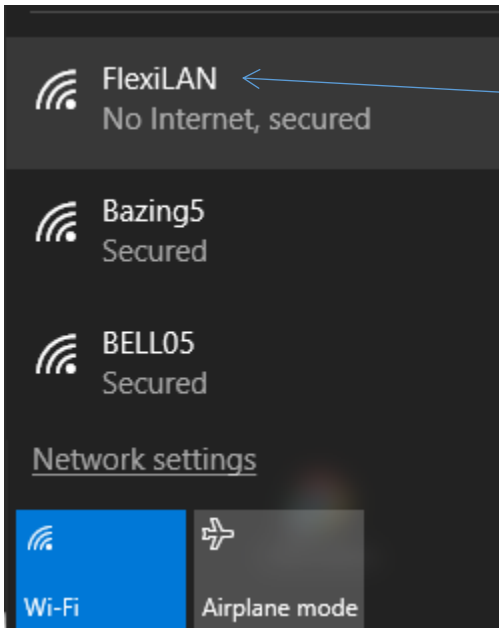


# Pi Basics



Plug in the Pi here

This can be in the form of a power cord to an outlet, a battery pack, or even solar panels.



## WiFi setting

Once the Pi has powered up, connect your device to **FlexiLAN**, or equivalent. No internet is required!

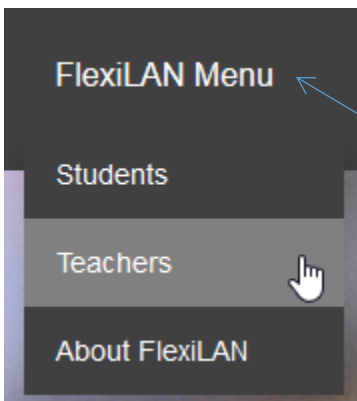
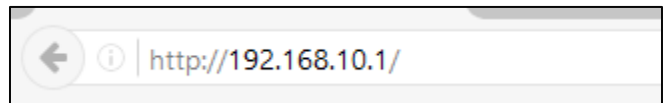
If prompted for a password, enter: flexilan

## Browser

Use the browser of your choice, and put the following in the address bar:

**192.168.10.1**

(on some iOS devices enter) `http://192.168.10.1`



## Navigation

Clicking/tapping on **FlexiLAN Menu** will bring up the following choices. Tap to move to that page/tab. Books or pages will open in tabs. You can close the tab when you are done.

**NOTE:** ShutDown is via the Teachers page.